





## Banner Making

### Make your own banner!

- Suitable for ages 4+
- First get everything you need (list below)
- Read the information section (page 3) to learn about examples of Medieval Welsh banners.



@gwynedd



# What you'll need ...

Felt sheets



Black felt tip




String or ribbon



Scissors



Ruler



Glue



Optional: Stickers, stencils, piece of paper



## Information Section


Here's some examples of Welsh Medieval flags and banners.

### Llywelyn ap Gruffudd


Llywelyn ap Gruffudd (1246 – 1282) was Prince of Wales from 1258 until his death in Cilmeri in 1282. He was the son of Gruffydd ap Llywelyn and grandson of Llywelyn the Great, he was the last sovereign prince of Wales before the conquest of Edward 1 of England.

The banner of the princely House of Aberffraw and the Kingdom of Gwynedd, in which Llywelyn ruled, had four lions with a red and yellow background. A version of this flag is still used today by the Prince of Wales, which includes a crown with a green shield in the centre.

Llywelyn ap Gruffudd also had a personal banner.



Princely banner of the House of Aberffraw and Kingdom of Gwynedd used from 1195 – 1378.



Personal banner of Llywelyn ap Gruffudd.




Prince of Wales banner used since 1962.

## Owain Glyndŵr

Owain Glyndŵr (1359 – 1415) was a self-proclaimed Prince of Wales. This was a title to which he could lay good claim as he was a direct descendant of the Welsh princes. In 1400 Owain Glyndŵr led a rebellion against King Henry IV of England. The rebellion gained vast support from the Welsh and was initially successful. This success eventually faded and the rebellion was put down. After the final battles of the revolt very little is known of Owain Glyndŵr. He was never captured and his place of hiding remains a mystery to this day. In Welsh legend, it is believed that Owain Glyndŵr will return to lead the defence of Wales.

The banner of Owain Glyndŵr which is four lions on red and gold was carried with him into battle during the rebellion against the English. The meaning of the banner's design is uncertain. It is thought that Glyndŵr hoped to show that he was a descendant of the Welsh princes as it is similar to the banner of Llywelyn ap Gruffudd. It has also been claimed that the design was developed from the banner of Powys Fadog and the Deheubarth, from which his parents came from. The Powys Fadog banner has a red lion on a gold background, and the Deheubarth has a gold lion on a red background.

Glyndŵr's banner is still popular today in Wales and can be seen at some Welsh events.



Powys Fadog banner (Owain Glyndŵr's father)

Deheubarth flag (Owain Glyndŵr's mother)

## Let's Make Our Own Banner!

If you've read the information section and have everything you need, you're now ready to make your own Medieval coin! Good luck! Send us a picture of your finished coin!

@gwyneddarch (Facebook, Twitter, Instagram)

1. Draw the outline of a banner on a piece of felt using a black felt tip and a ruler.



2. Carefully cut out your banner shape. Make sure to ask an adult for help if you need it.



@gwyneddarch



3. Cut two holes at the top of the banner on either side. Do this by pinching the felt in your fingers and using your scissors.



4. Put your string through one of the holes and make a knot. Repeat on the other side.



5. It's time to decorate your banner! For this you can use stickers, colouring pens, or cut out pictures, it's up to you!



Gwynedd Archaeological Trust run the Bangor branch of the Young Archaeologists' Club". The club is for 8-16-year-olds. If you're interested in joining contact [@dan.amor@heneb.co.uk](mailto:dan.amor@heneb.co.uk)



@gwyneddarch

